



2 Chapel Court
Sutton Bridge
Spalding
Lincolnshire
PE12 9TN

Offers in Excess of £110,000

bettermove

Chapel Court Spalding

Bettermove are proud to present this 1 bedroom End of Terrace House in Sutton Bridge, available with no forward chain.

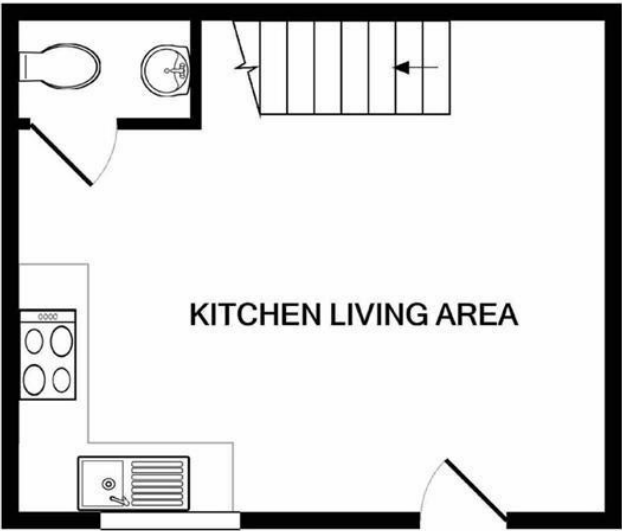
The property benefits from double glazing, gas central heating throughout and has off street parking available. The council tax band is A.

The interior of this property comprises a spacious and open plan living room with the fitted kitchen and convenient WC on the ground floor. The first floor consists of one double bedroom and bathroom.

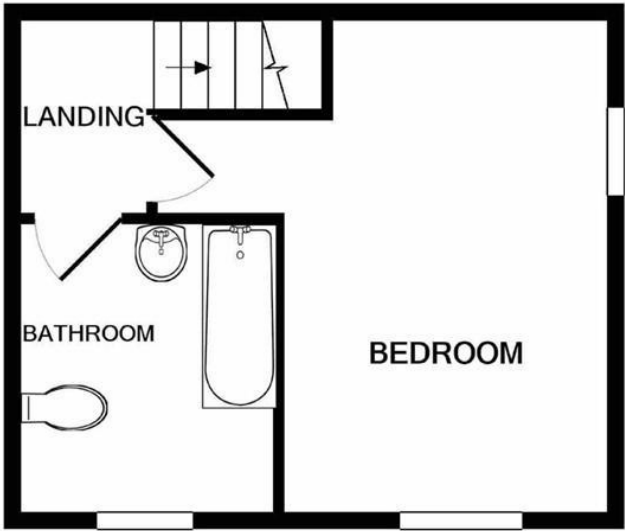
Located in the popular town of Sutton Bridge, the property is close to a range of amenities, including shops, supermarkets, restaurants and pubs. Excellent transport connections can be found from the A17 and many local bus routes.

This exciting opportunity should not be missed! All enquiries can be made through Bettermove on 0330 004 0050.

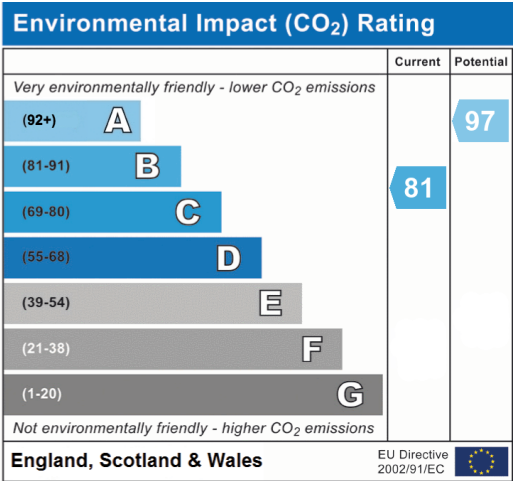
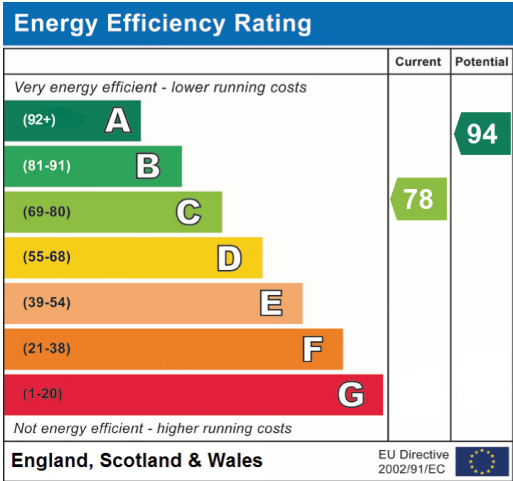




GROUND FLOOR



1ST FLOOR



20-22 Bridge End, Leeds, LS1 4DJ
t: 0330 004 0050 e: hello@bettermove.co.uk
www.bettermove.co.uk